Part number:

009-10004a

HYDROMA — HYDRAULICKÉ SYSTÉMY

HIDROMA SISTEMS — UKŁADY HYDRAULICZNE

HYDROMA — ГИДРАВЛИЧЕСКИЕ СИСТЕМЫ

Tipo / *Type*

FPD-*-*-*-*/FPD-*-*-1R-*-*

Sez./*Section*

F

Valvola di blocco pilotata doppia, montaggio in linea
Double pilot operated check valve, line mounted

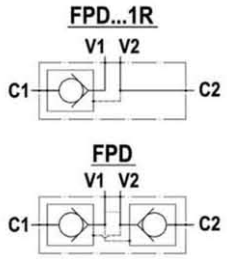

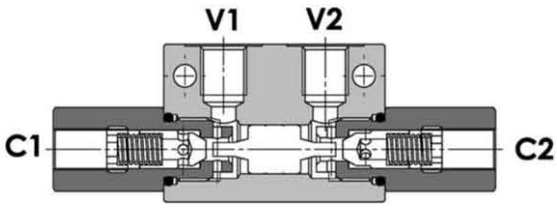

SPECIFICHE TECNICHE

Materiali: corpo in acciaio, protetto mediante zincatura. I componenti interni sono in acciaio trattato termicamente e rettificati.

Portata max.: 85 l/min

Pressione max.: 350 bar, vedasi tabella a parte

Pressione di apertura: standard 2 bar, a richiesta 5 -10 bar

TECHNICAL SPECIFICATIONS

Materials: *steel body, zinc plated. Internal parts are in hardened and ground steel.*

Rated flow: *85 l/min*

Max. pressure: *350 bar, see data sheet*

Cracking pressure: *2 bar standard, 5 -10 bar on request*

DIAGRAMMA PERDITE DI CARICO - *PRESSURE DROP CURVES*

Viscosità olio 24 mm²/sec. (3,5 °E)
Temperatura 50 °C

Oil viscosity 24 mm²/sec. (3,5 °E)
Temperature 50 °C

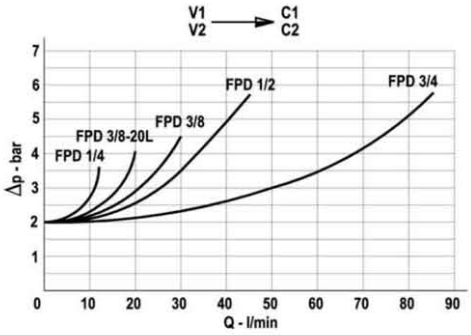

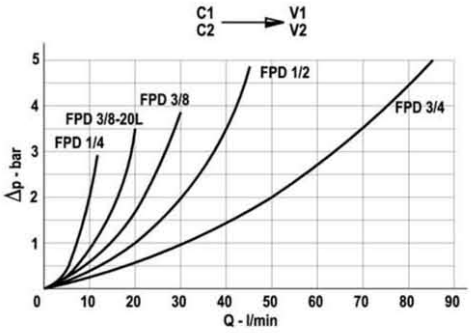

Part number:

009-10004b

HYDROMA — HYDRAULICKÉ SYSTÉMY

HIDROMA SISTEMS — UKŁADY HYDRAULICZNE

HYDROMA — ГИДРАВЛИЧЕСКИЕ СИСТЕМЫ

Tipo / *Type*

FPD-*-*-*-*/FPD-*-*-1R-*-*

Sez./*Section*

F

Valvola di blocco pilotata doppia, montaggio in linea
Double pilot operated check valve, line mounted

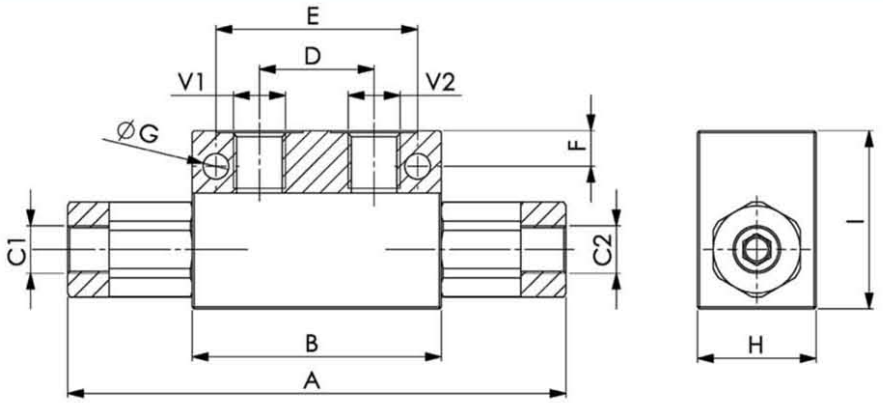

Per ottenere una perfetta tenuta della valvola si consiglia di collegare a scarico le bocche del distributore per evitare contropressioni che non permetterebbero una perfetta tenuta dell'otturatore.
In order to obtain zero leakage we recommend that directional control valve ports be connected to tank in order to avoid back-pressure that would make it impossible for the poppet to provide a perfect seal.

TIPO *TYPE*	PORTATA MAX. *MAX. FLOW*	PRESSIONE MAX. *MAX. PRESSURE*	V1-C1 V2-C2	A	B	D	E	F	G	H	I	PESO *WEIGHT*
	l/min	bar	BSPP	mm	mm	mm	mm	mm	mm	mm	mm	Kg
FPD 1/4	12	350	1/4"	126	63	29	51	9	6.5	30	45	0.650
* FPD 3/8-20L	20	300	3/8"	126	63	29	-	-	-	30	45	0.620
FPD 3/8	30	300	3/8"	158	90	40	75	17	8	40	60	1.750
FPD 1/2	45	300	1/2"	174	90	40	75	17	8	40	60	1.780
FPD 3/4	85	280	3/4"	212	120	60	104	16	9	50	70	3.250

* La valvola FPD 3/8"-20L viene fornita senza fori di fissaggio – *valve FPD 3/8"-20L is supplied without fixing holes.*

	FPD 1/4	FPD 3/8 20L	FPD 3/8	FPD 1/2	FPD 3/4
Rapporto di pilotaggio – *Pilot ratio*	1 : 4	1 : 4	1 : 6	1 : 4	1 : 3.6

ESEMPIO DI ORDINAZIONE – *ORDERING CODE EXAMPLE*

FPD 3/8 5 1R G *

Codice base
Basic code

Connessioni
Port sizes
1/4 – 1/4" BSPP
3/8-20L – 3/8" BSPP
3/8 – 3/8" BSPP
1/2 – 1/2" BSPP
3/4 – 3/4" BSPP *

Pressione apertura ritegno - *Cracking pressure*
Omettere se 2 bar
Indicare se 5 – 10 bar
Omit if 2 bar
Specify if 5 – 10 bar *

Per valvole con un solo ritegno
For single check valve

Con guarnizione sul pilota
With seal on pilot valve
Omettere se non richiesta
* *Omit if not request*

Guarnizioni – *Seals*
Omettere se BUNA-N
Omit if BUNA-N
* V=Viton