Part number:

HYDROMA
HYDRAULICKÉ SYSTÉMY

HIDROMA SISTEMS
UKŁADY HYDRAULICZNE

HYDROMA
ГИДРАВЛИЧЕСКИЕ СИСТЕМЫ

R35

ZAHNRADPUMPEN

GEAR PUMPS



Zahnradpumpen Grundausführung
Gear pump standard design

R35

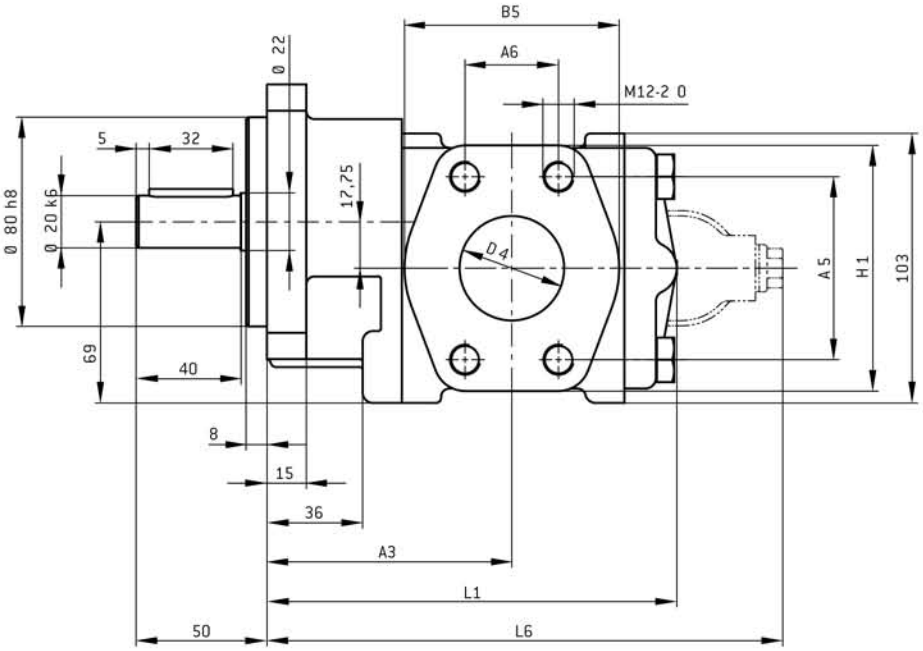

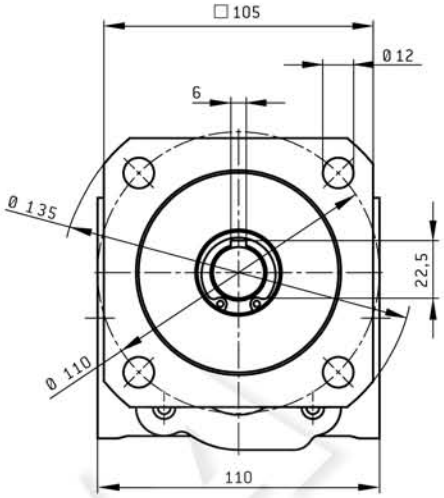

Option *option*

Druckbegrenzungsventil
Pressure relief valve

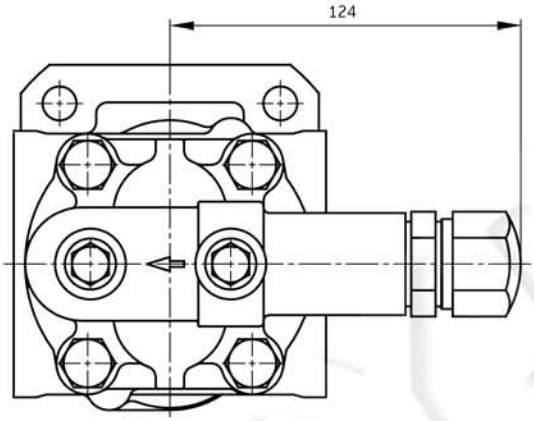

Option *option*

Gleitringdichtung
Mechanical seal

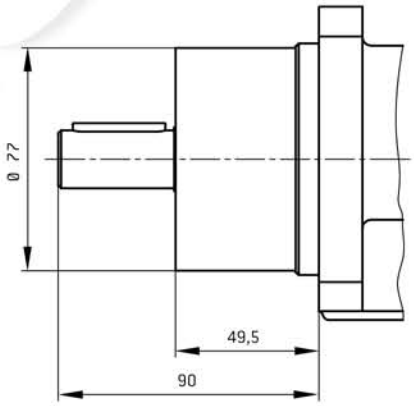

Anschlussabmessungen [mm] R35
Connecting dimensions [mm] R35

Vg *dis pl. volume* [cm³]	Saug- und Druckanschluss/ *suction and press . connection*									Gewicht/*weight* [kg]			Einstellbereich DB* *adjustment range relief valve* [bar]
										Standard ohne DB* *standard without valve*	Mehrgewicht/ *add. weight*		
	A5	A6	B5	D4	H1	Flanschgr. *flange size*	A3	L1	L6		DB*	GLRD**	
25										7,4			
31,5	69,9	35,7	82	40	94	SAE1.1 /2	93,5	157	197	7,5			1 ... 6
40										7,6	0,7	1,1	6 ... 1 6
50	77,8	42,9	97	50	102	SAE2	100,5	187	227	8,5			16 ... 25
63										8,6			

*DB: Druckbegrenzungsventil /*pressure relief valve* ** GLRD: Gleitringdichtung / *mechanical seal*