

Part number:

**HYDROMA**

HYDRAULICKÉ SYSTÉMY

**HIDROMA**  
SISTEMS

UKŁADY HYDRAULICZNE

**HYDROMA**

ГИДРАВЛИЧЕСКИЕ СИСТЕМЫ

FT 270/2

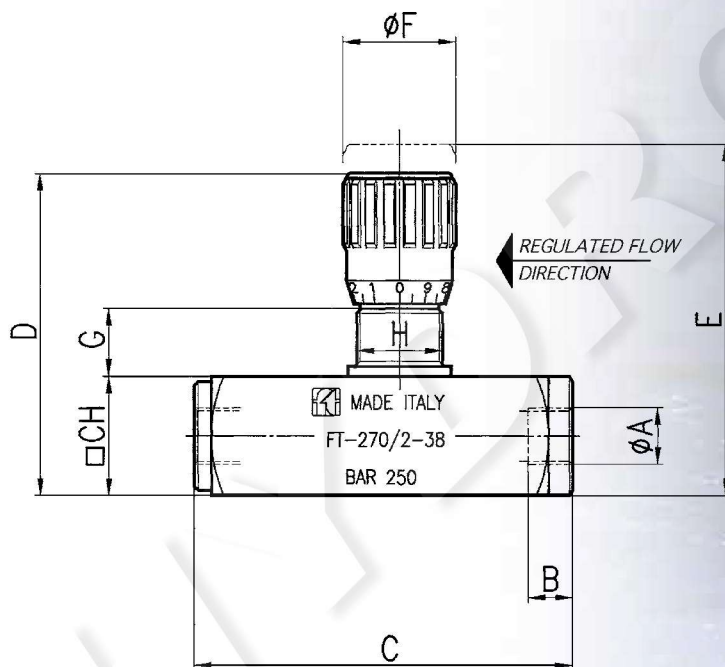


**MATERIALS**

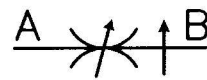
BASE BODY	11 S MN Pb 30 - UNI EN 10087
COMPENSATING UNIT	38 NI CR MO 4 - UNI EN 10083
OR	NITRILE
ANTIEXTRUSION RING	PTFE
KNOB	GD - AL SI 12 - UNI EN AB 46100

**EXAMPLE FOR ORDERING**

ACCESSOIRES ON REQUEST				
	CODE	TYPE	PANEL RING NUT	VITON SEAL
STEEL	FT 270/2	14	G	V
STAINLESS STEEL	FT 2270/2	14	G	-



TYPE	ØA UNI 338	B	C	D	E	ØF	G	H	CH	WEIGHT KG
14	1/4" G	12,5	94	81,5	88,5	27	15	M20x1	30	0,580
38	3/8" G	13	110,5	94,5	103	33	17	M25x1,5	35	0,940
12	1/2" G	15,5	137	112	122	38	18	M30x1,5	45	1,830
34	3/4" G	17	163	138	150	47	24	M40x1,5	55	3,350
100	1" G	21	214	175	192	58	32	M50x1,5	70	7,000



## DOUBLE-PORT PRESSURE COMPENSATED CONTROL VALVES

The compensated valves are made up of an adjustable orifice and of a pressure compensator piston. Inside they are equipped with wide transversal sections which reduce the loss of pressure. The accuracy of the component processing ensures a very low hysteresis. The accurate checks carried out on the products ensure a good working of the valves also in bad working conditions.

### On request

- Fixing panel ring nut
- Viton seals (V)
- Version AISI 316 code FT 2270/2
- ABS handwheel
- Lobes aluminium die-cast handwheel (RA)

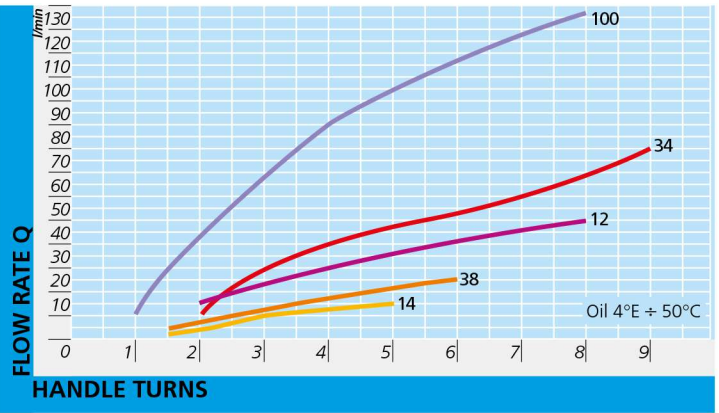


FT 270/2

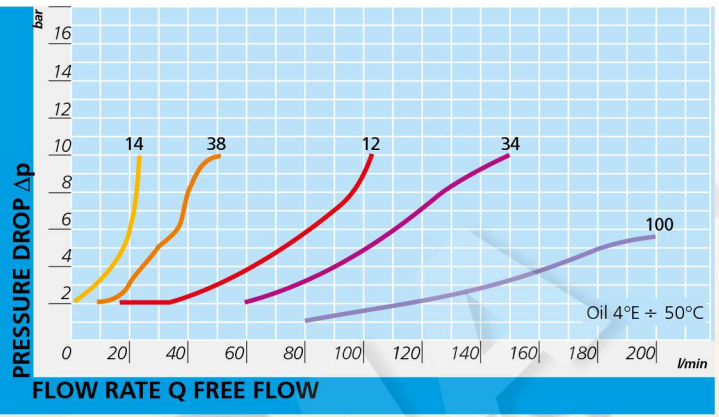
### TECHNICAL DATA

TYPE	MAX WORKING PRESSURE BAR	MIN. $\Delta P$ WORKING BAR	WORKING TEMPERATURE C°	FILTRATION GRADE $\mu\text{M}$ ABSOLUTE
14	250	5	-20°/+70°	25
38	250	7	-20°/+70°	25
12	250	10	-20°/+70°	25
34	250	10	-20°/+70°	25
100	250	16	-20°/+70°	25

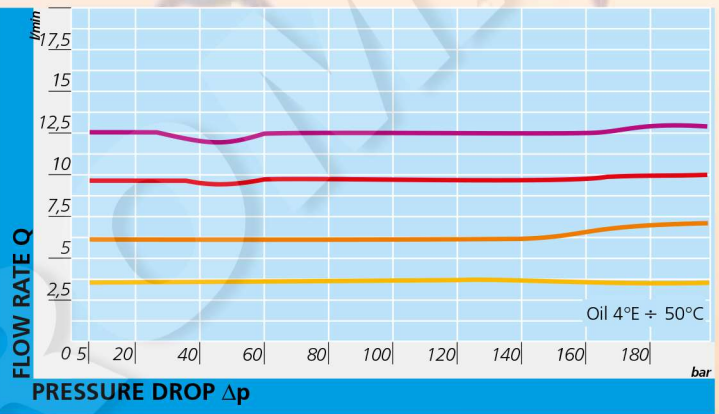
FT 270/2 - 270/5



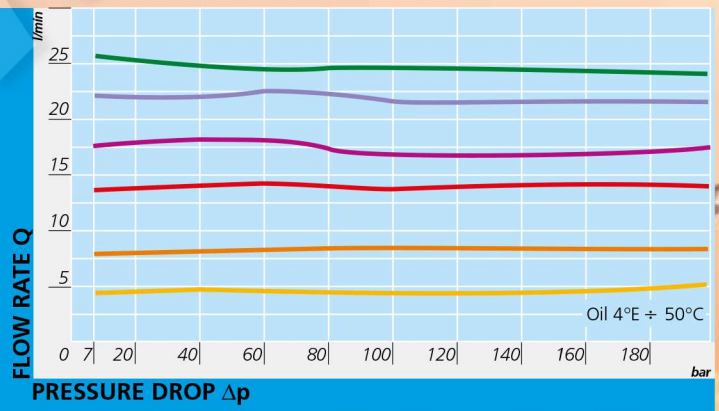
FT 270/5



FT 270/2 - 270/5-14

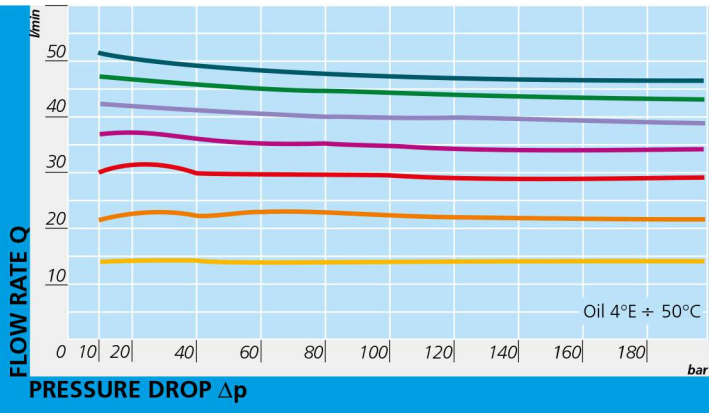


FT 270/2 - 270/5-38

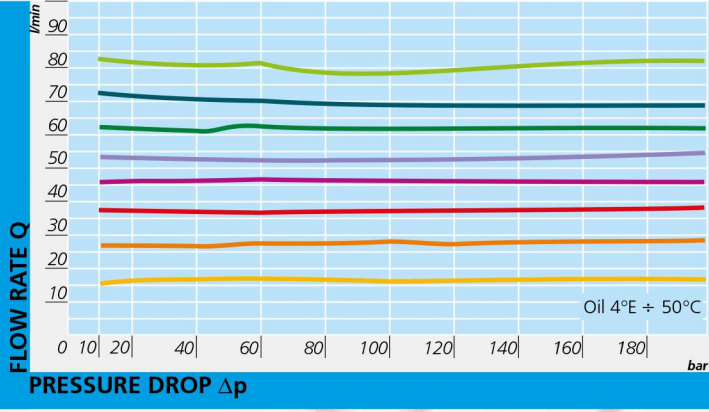




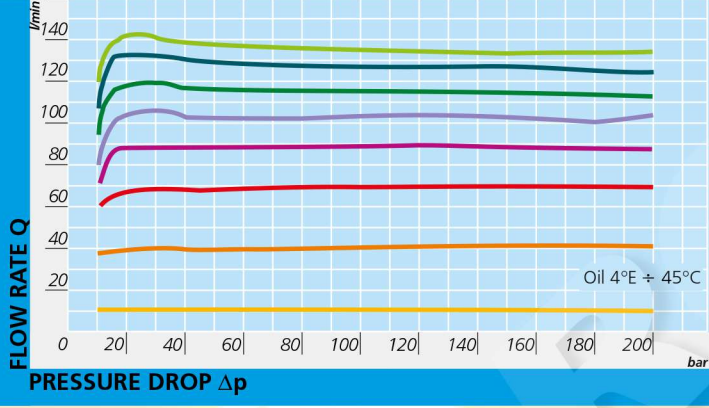
FT 270/2 - 270/5-12



FT 270/2 - 270/5-34



FT 270/2 - 270/5-100



# FT 270/2 - 270/5