

Part number:

047-10038

HYDROMA

HYDRAULICKÉ SYSTÉMY

**HIDROMA
SYSTEMS**

UKŁADY HYDRAULICZNE

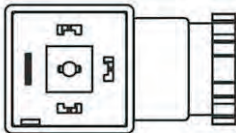
HYDROMA

ГИДРАВЛИЧЕСКИЕ СИСТЕМЫ

CECC/EN 175301-803 Form A / ISO 4400

Gehäuse geschlossen – one-piece housing
ohne Beschaltung – without circuit

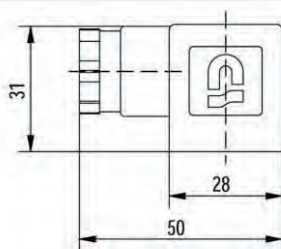

Standard:
Erdposition 12h
ground position 12h



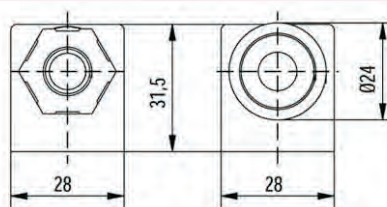
NBR-Profilabdichtung
LABS-frei
Nitrile-profile gasket
LABS-free

Zentralschraube M3x33,5
central-fixing screw M3x33,5

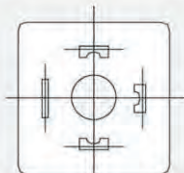
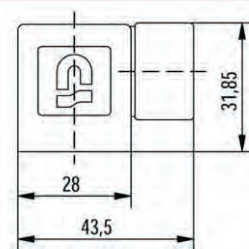
Verpackungseinheit: 100 Stk
package size: 100 pcs



Bauform A mit Druckschraube, Gehäuse geschlossen
form A with strain relief nut, one-piece housing

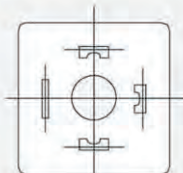


Bauform A mit 1/2" NPTF, Gehäuse geschlossen
form A with 1/2" NPTF, one-piece housing



NBR / Nitrile
Flachdichtung
flat gasket

Type / code
6914602



Silicone
Flachdichtung
flat gasket

Type / code
6914603



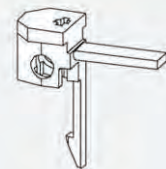
Stainless steel
Zentralschraube
central-fixing screw

Type / code
6904209



NBR / Nitrile
Zwiebeldichtung
grommet (multiple perforation)

Type / code
6914608



Niederhalter
wire holder

Type / code
6901803

Sonderausführungen / special versions:

Mit Beschaltung / with circuit
Flach- und Profildichtung / flat- and profile gasket ECO
Einzelverpackung / single packing
Zugentlastung / cable clamp

Materialien / materials:

Kontakte / <i>contacts</i>	CuZn, Cu/Sn-beschichtet / <i>CuZn, Cu/Sn-plated</i>
Kontaktträger / <i>terminal block</i>	PA6+30% GF, schwarz / <i>PA6+30% FG, black</i>
Gehäuse / <i>housing</i>	PA6+30% GF; PA6 (transparent) / <i>PA6+30% FG; PA6 (translucent)</i>
Deckel / <i>cover</i>	PA6 transparent / <i>translucent</i>
Schrauben / <i>screws</i>	St 37, verzinkt / <i>Steel 37, zinc-plated</i>
Dichtung / <i>gasket</i>	NBR LABS-frei, Profil / <i>Nitrile LABS-free, profile</i>
Niederhalter / <i>wire holder</i>	PA6.6+50% GF P7,5, schwarz / <i>PA6.6 +50%FG P7, 5, black</i>

Polzahl <i>poles</i>	Anschluss <i>strain relief</i>	Klemmkontakt <i>clamping contact</i>		Schneid-/Klemmkontakt <i>cut-/clamping contact</i>	
		schwarz <i>black</i>	grau <i>grey</i>	schwarz <i>black</i>	grau <i>grey</i>
2+PE	M16 Ø8	6-11172-0000	6-11272-0000	6-21172-0000	6-21272-0000
	M20 Ø8	6-11142-0000	6-11242-0000	6-21142-0000	6-21242-0000
	M20 Ø10	6-11162-0000	6-11262-0000	6-21162-0000	6-21262-0000
	1/2" NPTF	6-11182-0000	6-11282-0000	6-21182-0000	6-21282-0000
3+PE	M16 Ø8	6-11572-0000	6-11672-0000	6-21742-0000	6-21742-0000
	M20 Ø8	6-11542-0000	6-11642-0000	6-21542-0000	6-21642-0000
	M20 Ø10	6-11562-0000	6-11662-0000	6-21562-0000	6-21662-0000
	1/2" NPTF	6-11582-0000	6-11682-0000	6-21582-0000	6-21682-0000

Allgemeine Kenndaten / general data:

Betriebsspannung / <i>operating voltage</i>	UC max. 250 V	
Betriebsstrom max. / <i>max. operating current</i>	10 A	
Durchgangswiderstand / <i>contact resistance</i>	≤ 4 mOhm	
Kabeldurchmesser / <i>cable diameter</i>	6 - 8 mm und / <i>and</i> 8 - 10 mm	
Leitungsquerschnitt / <i>wire cross section</i>	max. 1,5mm ² Klemmkontakt / <i>clamping contact</i>	
Leitungsquerschnitt / <i>wire cross section</i>	0,75mm ² - 1mm ² Schneidkontakt / <i>cut contact</i>	
Schutzart / <i>protection class: IEC 60 529</i>	IP65	
Umgebungstemp. / <i>ambient temp.</i>	-25°C - +80°C	
Betriebstemp. / <i>operating temp.</i>	NBR / Nitrile -40°C - +90°C / Silicone -40°C - +125°C	
Brennbarkeit / <i>flammability, UL</i>	94HB Standard; 94V1 auf Anfrage / <i>on request</i>	
Drehmoment / <i>torque</i>	Druckschraube / <i>strain relief nut</i>	max. 1,8Nm +/- 0,2Nm
	Zentralschraube / <i>central-fixing screw</i>	max. 0,4Nm +/- 0,1Nm
	Kontaktschraube / <i>contact screw</i>	max. 0,2Nm +/- 0,1Nm